




**Hex Washer Head  
Self Drill Point  
410 Stainless Steel**



| Size     | TPI | Part #     | QTY / Carton | Drive    | Drill Point | Max Drill |
|----------|-----|------------|--------------|----------|-------------|-----------|
| 8 x 1/2" | 18  | SDSS080012 | 10,000       | 1/4" Hex | #2          | 0.112"    |
| 8 x 5/8" | 18  | SDSS080058 | 10,000       | 1/4" Hex | #2          | 0.112"    |
| 8 x 3/4" | 18  | SDSS08034  | 10,000       | 1/4" Hex | #2          | 0.112"    |
| 8 x 1"   | 18  | SDSS08100  | 5,000        | 1/4" Hex | #2          | 0.112"    |

**material:** 410 Stainless Steel, Case Hardness: HV500 minimum

**application:** Metal to metal applications

**installation:** Screw gun with depth sensitive nosepiece with installation speed not to exceed 2500 RPM. Overdriving may result in fastener failure or strikeout of the work surface. The fastener must penetrate beyond the metal with a minimum of three threads protruding past the back side. The use of impact drivers is not recommended, as they can strip or break the screw.

**Meet or exceeds the following specifications:**

- ASTM A276** Standard specification for stainless steel bars and shapes
- ASTM B117** Standard practice for operating salt spray (fog) apparatus
- ASTM C1513** Specification for steel tapping screws for cold-formed steel framing connections
- SAE J78** Standard for dimensional, mechanical, and performance requirements


**Ultimate Values**

|                             | Diameter | 25 Gauge | 22 Gauge | 20 Gauge | 18 Gauge | 16 Gauge | 14 Gauge | 12 Gauge | Minimum Torsional Strength (lb) |
|-----------------------------|----------|----------|----------|----------|----------|----------|----------|----------|---------------------------------|
| <b>Tension (lb) Pullout</b> | #8       | 97       | 196      | 285      | 444      | 550      | 924      | 1100     | 42                              |
| <b>Shear (lb) Bearing</b>   | #8       | -        | 580      | 829      | 994      | 1096     | 1332     | 1337     | 42                              |

SDSS08 | Revision 1.0 | 09.10.25



**Hex Washer Head  
Self Drill Point  
410 Stainless Steel**



| Size        | TPI | Part #     | QTY / Carton | Drive     | Drill Point | Max Drill |
|-------------|-----|------------|--------------|-----------|-------------|-----------|
| 10 x 1/2"   | 16  | SDSS10012  | 7,500        | 5/16" Hex | #2          | 0.112"    |
| 10 x 3/4"   | 16  | SDSS10034  | 5,000        | 5/16" Hex | #3          | 0.175"    |
| 10 x 1"     | 16  | SDSS1010   | 5,000        | 5/16" Hex | #3          | 0.175"    |
| 10 x 1-1/4" | 16  | SDSS101104 | 3,500        | 5/16" Hex | #3          | 0.175"    |
| 10 x 1-1/2" | 16  | SDSS10112  | 3,000        | 5/16" Hex | #3          | 0.175"    |
| 10 x 2"     | 16  | SDSS1020   | 2,000        | 5/16" Hex | #3          | 0.175"    |
| 10 x 3"     | 16  | SDSS1030   | 1,000        | 5/16" Hex | #3          | 0.175"    |

**material:** 410 Stainless Steel, Case Hardness: HV500 minimum

**application:** Metal to metal applications

**installation:** Screw gun with depth sensitive nosepiece with installation speed not to exceed 2500 RPM. Overdriving may result in fastener failure or strikeout of the work surface. The fastener must penetrate beyond the metal with a minimum of three threads protruding past the back side. The use of impact drivers is not recommended, as they can strip or break the screw.

**Meet or exceeds the following specifications:**

- ASTM A276** Standard specification for stainless steel bars and shapes
- ASTM B117** Standard practice for operating salt spray (fog) apparatus
- ASTM C1513** Specification for steel tapping screws for cold-formed steel framing connections
- SAE J78** Standard for dimensional, mechanical, and performance requirements


**Ultimate Values**

|                             | Diameter | 20 Gauge | 18 Gauge | 16 Gauge | 14 Gauge | 12 Gauge | Minimum Torsional Strength (lb) |
|-----------------------------|----------|----------|----------|----------|----------|----------|---------------------------------|
| <b>Tension (lb) Pullout</b> | #10      | 389      | 554      | 727      | 1050     | 1216     | 61                              |
| <b>Shear (lb) Bearing</b>   | #10      | 811      | 1223     | 1492     | 1545     | 1650     | 61                              |

SDSS10 | Revision 1.0 | 09.10.25



**Hex Washer Head  
Self Drill Point  
410 Stainless Steel**



| Size        | TPI | Part #     | QTY / Carton | Drive     | Drill Point | Max Drill |
|-------------|-----|------------|--------------|-----------|-------------|-----------|
| 12 x 3/4"   | 14  | SDSS12034  | 5,000        | 5/16" Hex | #3          | 0.210"    |
| 12 x 1"     | 14  | SDSS1210   | 2,500        | 5/16" Hex | #3          | 0.210"    |
| 12 x 1-1/4" | 14  | SDSS121104 | 2,500        | 5/16" Hex | #3          | 0.210"    |
| 12 x 1-1/2" | 14  | SDSS12112  | 2,500        | 5/16" Hex | #3          | 0.210"    |
| 12 x 2"     | 14  | SDSS1220   | 1,500        | 5/16" Hex | #3          | 0.210"    |
| 12 x 3"     | 14  | SDSS1230   | 1,000        | 5/16" Hex | #3          | 0.210"    |

**material:** 410 Stainless Steel. Case Hardness: HV500 minimum

**application:** Metal to metal applications

**installation:** Screw gun with depth sensitive nosepiece with installation speed not to exceed 1800 RPM. Overdriving may result in fastener failure or strikeout of the work surface. The fastener must penetrate beyond the metal with a minimum of three threads protruding past the back side. The use of impact drivers is not recommended, as they can strip or break the screw.

**Meet or exceeds the following specifications:**

- ASTM A276** Standard specification for stainless steel bars and shapes
- ASTM B117** Standard practice for operating salt spray (fog) apparatus
- ASTM C1513** Specification for steel tapping screws for cold-formed steel framing connections
- SAE J78** Standard for dimensional, mechanical, and performance requirements


**Ultimate Values**

|                             | Diameter | 18 Gauge | 16 Gauge | 14 Gauge | 12 Gauge | 3/16" | Minimum Torsional Strength (lb) |
|-----------------------------|----------|----------|----------|----------|----------|-------|---------------------------------|
| <b>Tension (lb) Pullout</b> | #12      | 472      | 735      | 1057     | 1242     | 3394  | 92                              |
| <b>Shear (lb) Bearing</b>   | #12      | 983      | 1556     | 2072     | 2210     | -     | 92                              |

SDSS12 | Revision 1.0 | 09.10.25



**Hex Washer Head  
Self Drill Point  
410 Stainless Steel**



| Size        | TPI | Part #     | QTY / Carton | Drive    | Drill Point | Max Drill |
|-------------|-----|------------|--------------|----------|-------------|-----------|
| 14 x 3/4"   | 14  | SDSS14034  | 2,500        | 3/8" Hex | #3          | 0.220"    |
| 14 x 1"     | 14  | SDSS1410   | 2,500        | 3/8" Hex | #3          | 0.220"    |
| 14 x 1-1/4" | 14  | SDSS141104 | 2,000        | 3/8" Hex | #3          | 0.220"    |
| 14 x 1-1/2" | 14  | SDSS14112  | 2,000        | 3/8" Hex | #3          | 0.220"    |
| 14 x 2"     | 14  | SDSS1420   | 1,500        | 3/8" Hex | #3          | 0.220"    |
| 14 x 2-1/2" | 14  | SDSS14212  | 1,000        | 3/8" Hex | #3          | 0.220"    |

**material:** 410 Stainless Steel. Case Hardness: HV500 minimum

**application:** Metal to metal applications

**installation:** Screw gun with depth sensitive nosepiece with installation speed not to exceed 1800 RPM. Overdriving may result in fastener failure or strikeout of the work surface. The fastener must penetrate beyond the metal with a minimum of three threads protruding past the back side. The use of impact drivers is not recommended, as they can strip or break the screw.

**Meet or exceeds the following specifications:**

- ASTM A276** Standard specification for stainless steel bars and shapes
- ASTM B117** Standard practice for operating salt spray (fog) apparatus
- ASTM C1513** Specification for steel tapping screws for cold-formed steel framing connections
- SAE J78** Standard for dimensional, mechanical, and performance requirements

**Ultimate Values**

|                             | Diameter | 20 Gauge | 18 Gauge | 16 Gauge | 14 Gauge | 12 Gauge | 3/16" | Minimum Torsional Strength (lb) |
|-----------------------------|----------|----------|----------|----------|----------|----------|-------|---------------------------------|
| <b>Tension (lb) Pullout</b> | #14      | 300      | 402      | 776      | 1057     | 1477     | 3941  | 156                             |
| <b>Shear (lb) Bearing</b>   | #14      | 797      | 1083     | 1942     | 2300     | 2754     | -     | 156                             |

SDSS14 | Revision 1.0 | 09.10.25