




**Slotted Hex Washer Head
Hi-Low Thread, Sharp Point
Blue Dagger-Guard Coating™**



Size	TPI	Part #	QTY / Carton	Drive	Drill Bit Size	Usable Drill Length	Length ID
3/16 x 1-1/4"	16	CONHB*0316114	4,000	1/4" Slotted Hex	5/32 x 3-1/2"	2"	
3/16 x 1-3/4"	16	CONHB*0316134	2,500	1/4" Slotted Hex	5/32 x 3-1/2"	2"	A
3/16 x 2-1/4"	16	CONHB*0316214	2,500	1/4" Slotted Hex	5/32 x 4-1/2"	2-1/4"	B
3/16 x 2-3/4"	16	CONHB*0316234	1,500	1/4" Slotted Hex	5/32 x 4-1/2"	2-1/4"	C
3/16 x 3-1/4"	16	CONHB*0316314	1,500	1/4" Slotted Hex	5/32 x 5-1/2"	3-1/4"	D
3/16 x 3-3/4"	16	CONHB*0316334	1,000	1/4" Slotted Hex	5/32 x 5-1/2"	3-1/4"	E
3/16 x 4"	16	CONHB*031640	1,000	1/4" Slotted Hex	5/32 x 6-1/2"	4-1/4"	F

- material:** C1022 Low Carbon Steel, Core Hardness: HRC32-40
- finish:** Dagger-Guard Coating™ is a three layer, multi step dip/spin/bake process which provides 1000 hour salt spray corrosion resistance
- application:** Wood to metal or un-cracked concrete, hollow block CMU, or grouted hollow block CMU
- installation:** Drill the hole using a standard carbide drill bit with the proper diameter. Do not use a hammer drill. Concrete and grouted CMU - drill the hole 1/4" deeper than recommended embedment. Hollow CMU - drill the hole through the full thickness of the face shell. Drive until fully seated, do not overdrive the anchor.

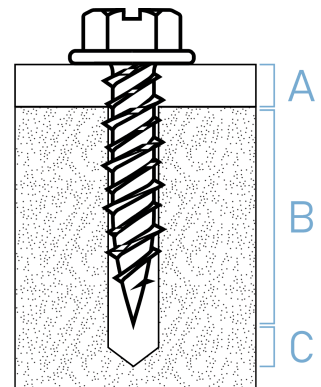
Meet or exceeds the following specifications:

NOA No. 23-0710.24



- ASTM A510** Specification for general requirements for carbon steel wire rods (Minimum grade 1018)
- ASTM B117** Standard practice for operating salt spray (fog) apparatus
- ASTM G85** Standard practice for modified salt spray (fog) testing, annex 5 dilute electrolyte cyclic fog dry test
- ASTM E488** Strength of anchors in concrete elements

Anchor Diameter	Drill Bit Diameter	Substrate	H _{nom} (in.)	Min. Spacing (in.)	Min. Edge (in.)	PSI	Allowable Load (lbf)	
							Tension	Shear
3/16"	5/32"	Concrete	1-3/4"	1"	1-1/2"	2600	310	225
		Ungrooved CMU	1-1/4"	1-1/8"	1-1/2"	2250	75	135
		Grouted CMU	1-3/4"	3"	1-1/4"	2500	190	175
			1-3/4"	3"	2-1/2"	2500	205	175




CONHB0316 | Revision 1.1 | 03.10.26

A = fixture being attached | B = embedment | C = 1/4" minimum | B + C = depth of hole drilled

These figures are offered only as a guide and are not guaranteed in any way by International Fasteners, Inc. Appropriate safety factors should be applied to these values for specific purposes. All International Fasteners, Inc. fasteners are manufactured to International Fasteners, Inc.'s performance specifications and print drawings.



**Slotted Hex Washer Head
Hi-Low Thread, Sharp Point
Blue Dagger-Guard Coating™**



Size	TPI	Part #	QTY / Carton	Drive	Drill Bit Size	Usable Drill Length	Length ID
1/4 x 1-1/4"	14	CONHB*14114	2,500	5/16" Slotted Hex	3/16 x 3-1/2"	2"	
1/4 x 1-3/4"	14	CONHB*14134	2,000	5/16" Slotted Hex	3/16 x 3-1/2"	2"	A
1/4 x 2-1/4"	14	CONHB*14214	1,500	5/16" Slotted Hex	3/16 x 4-1/2"	3"	B
1/4 x 2-3/4"	14	CONHB*14234	1,000	5/16" Slotted Hex	3/16 x 4-1/2"	3"	C
1/4 x 3-1/4"	14	CONHB*14314	1,000	5/16" Slotted Hex	3/16 x 5-1/2"	4"	D
1/4 x 3-3/4"	14	CONHB*14334	500	5/16" Slotted Hex	3/16 x 5-1/2"	4"	E
1/4 x 4"	14	CONHB*1440	500	5/16" Slotted Hex	3/16 x 6-1/2"	5"	F
1/4 x 5"	14	CONHB*1450	500	5/16" Slotted Hex	3/16 x 7-1/2"	6"	H
1/4 x 6"	14	CONHB*1460	500	5/16" Slotted Hex	3/16 x 7-1/2"	6"	J

- material:** C1022 Low Carbon Steel, Core Hardness: HRC32-40
- finish:** Dagger-Guard Coating™ is a three layer, multi step dip/spin/bake process which provides 1000 hour salt spray corrosion resistance
- application:** Wood to metal or un-cracked concrete, hollow block CMU, or grouted hollow block CMU
- installation:** Drill the hole using a standard carbide drill bit with the proper diameter. Do not use a hammer drill. Concrete and grouted CMU - drill the hole 1/4" deeper than recommended embedment. Hollow CMU - drill the hole through the full thickness of the face shell. Drive until fully seated, do not overdrive the anchor.

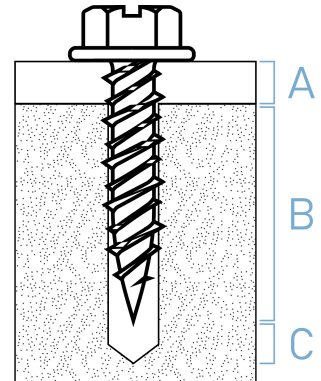
Meet or exceeds the following specifications:

NOA No. 23-0710.24



- ASTM A510** Specification for general requirements for carbon steel wire rods (Minimum grade 1018)
- ASTM B117** Standard practice for operating salt spray (fog) apparatus
- ASTM G85** Standard practice for modified salt spray (fog) testing, annex 5 dilute electrolyte cyclic fog dry test
- ASTM E488** Strength of anchors in concrete elements

Anchor Diameter	Drill Bit Diameter	Substrate	H _{nom} (in.)	Min. Spacing (in.)	Min. Edge (in.)	PSI	Allowable Load (lbf)	
							Tension	Shear
1/4"	3/16"	Concrete	1"	1-1/2"	2-1/2"	2600	175	290
			1-3/4"	1-1/2"	2-1/2"	2600	445	290
		Ungrouted CMU	1-1/4"	1-1/2"	2-1/2"	2250	120	210
			1-3/4"	4"	1-1/4"	2500	255	195
			1-3/4"	4"	2-1/2"	2500	280	195



CONHB14 | Revision 1.1 | 03.10.26 A = fixture being attached | B = embedment | C = 1/4" minimum | B + C = depth of hole drilled

These figures are offered only as a guide and are not guaranteed in any way by International Fasteners, Inc. Appropriate safety factors should be applied to these values for specific purposes. All International Fasteners, Inc. fasteners are manufactured to International Fasteners, Inc.'s performance specifications and print drawings.